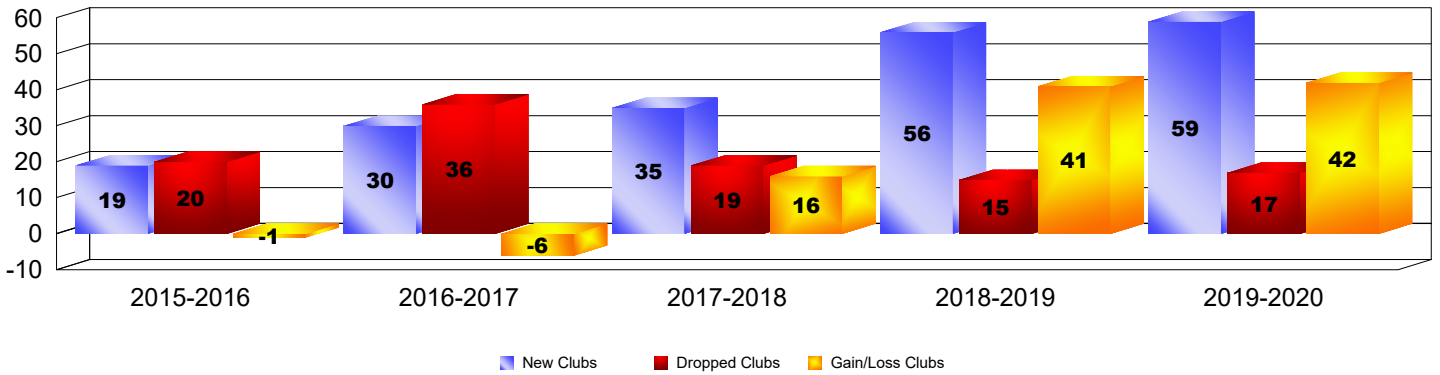


Multiple District 317

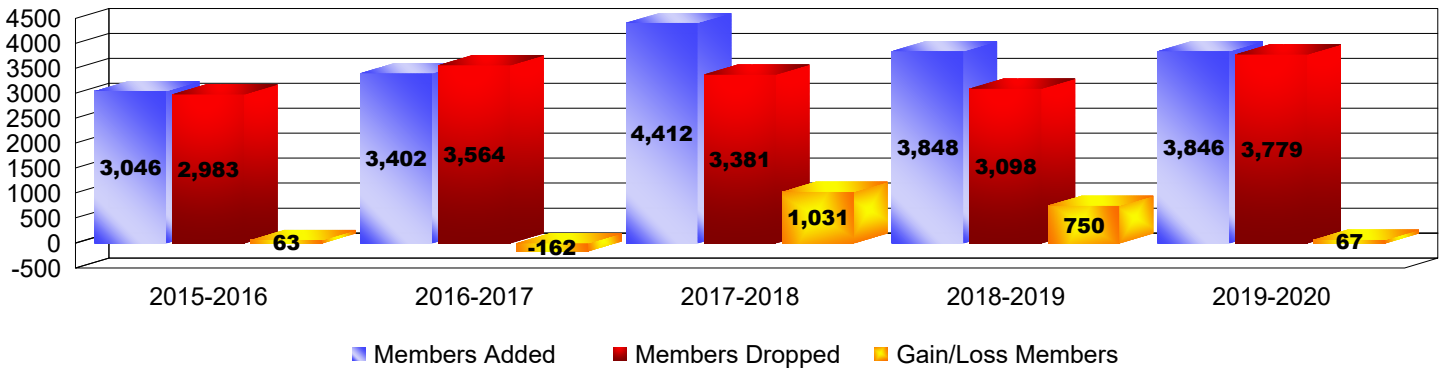
As of June 2020 Cumulative

Year	New Clubs	Dropped Clubs	Gain/Loss Clubs	New Members	Charter Members	Reinstate Members	Transfer Members	Total Member Added	Total Members Dropped	Gain/Loss Members
2015-2016	19	20	-1	1,982	853	156	55	3,046	2,983	63
2016-2017	30	36	-6	2,189	844	330	39	3,402	3,564	-162
2017-2018	35	19	16	3,127	987	252	46	4,412	3,381	1,031
2018-2019	56	15	41	1,997	1,607	216	28	3,848	3,098	750
2019-2020	59	17	42	1,871	1,621	291	63	3,846	3,779	67
Average	40	21	18	2,233	1,182	249	46	3,711	3,361	350


Clubs



Members



Membership Composition June 2020 Cumulative



Gender Comparison June 2020 Cumulative

